

Phoenix Panel System and Air Scour Grid

Upgrade of Existing Clay Tile Block Underdrain System



Existing clay tile block underdrain



Preparation of filter floor for Phoenix Panel System installation

Phoenix Panel System and Air Scour Grid

Upgrade of Existing Clay Tile Block Underdrain System



Coring and pressure washing of clay tile block to remove built-up debris

Phoenix Panel System and Air Scour Grid

Upgrade of Existing Clay Tile Block Underdrain System



Installation of Phoenix Panel System



Phoenix Panel System and Air Scour Grid

Upgrade of Existing Clay Tile Block Underdrain System



Completed installation of Phoenix Panel System (2002)




Phoenix Panel System and Air Scour Grid

Upgrade of Existing Clay Tile Block Underdrain System



Addition of Phoenix Air Scour Grid (2015)




Phoenix Panel System and Air Scour Grid

Upgrade of Existing Clay Tile Block Underdrain System



Installation of Phoenix Air Scour Grid




Phoenix Panel System and Air Scour Grid

Upgrade of Existing Clay Tile Block Underdrain System



Completed Installation of Phoenix Air Grid



Phoenix Panel System and Air Scour Grid

Upgrade of Existing Clay Tile Block Underdrain System



Backwash and Air Scour Testing

